




















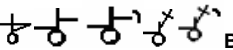


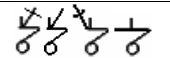




















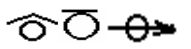

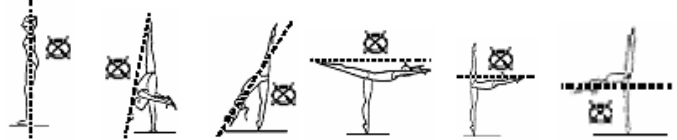















RG Code of Points 2009 (version September 2008)
ERRATA – formal mistakes -

PAGE, §	DELENDUM			CORRECTION		
p.21, §1.1.3.	(...) in the order of execution.			English Code correct		
p.21, §1.1.1.	In this case (...).			English Code correct		
p.24, §3.2.		+ 0,10	+ take-off from both feet – (also with ring, not valid with stag jump)		+ 0,10	+ take off from 2 feet (also with ring not valid with stag jump)
p. 24,§3.2.		+ 0,10	+ Split (Entrelacé)		+ 0,10	+ Split (Fouetté) in the tables correct the value of the following jumps/leaps:30E, 31G, new values: 30F, 31H>>
p. 26 §3.2.		+ 0,20	+ Split (Fouetté)		+ 0,20	+ Split (Entrelacé) in the tables correct the value of the following jumps/leaps n°33E and 35G new values: 33D and 35F>>
p. 25 §3.2.	Vertical jumps (...)  and  Base = 0,10			Vertical jumps (...)  and  Base = 0,10		
p. 32-34 §3.2	14. Vertical jumps (leg in different positions). Criterion : rotation only  15. Tuck jumps  17. Special case: «butterfly» 			14. Vertical jumps (leg in different positions). Criterion : rotation only  15. Tuck jumps  17. Special case: «butterfly» 		
p.32-33 Table of Difficulties – Jumps/Leaps	no.42-45 and 47 • with 180° (or more) in flight • with one rotation in flight 360° (or more)			no.42-45 and 47 • with 180° in flight • with 360° in flight		
p. 36 § 4.2.2		+ 0,40	In addition to the start value: circle of the leg in balance, with help , start from balance, with help		+ 0,40	In addition to the start value (value of the balance with or without help), for leg in balance with help
		+ 0,50	In addition to the start value: circle of the leg in balance, with help , start from balance, without help			
p. 36 §4.2.2		+ 0,50			0,50	
p. 48, §5.2.2.	(...) Base: 0,30  Base: 0,10			<<add  >> Base: 0,30 <<correct  >> Base: 0,10		
p. 48, §5.2.2.		+ 0,10	+ Support leg bent in front with leg high up front (with or without help, or at the back with help) or with leg in arabesque		+ 0,10	+ Support leg bent with leg high up at the back with help or with leg in arabesque
		+ 0,20	+ leg high up in front or sideways without help		+ 0,20	+ leg high up in front or sideways without help or support leg bent with leg high up in front without help
p. 49, Note 4.	4. Cossack pivots: a maximum of 4 rotation are evaluated			<<DELENDUM>>		

p. 61 §6.2.4.	 + 0,20	+ Rotation in penché	 + 0,20	+ Rotation in penché +0,20 each additional rotation
p. 61 §6.2.4.	Back split with rotation Base = 0,40 «<TABLE>>		Back split with rotation Base = 0,40 «<add at the end of the table>>:	
			 +0,20	For each additional ½ rotation
p. 61 §6.2.5.	Base = 0,50  or 		Base = 0,50 	
			 +0,20	+Back split with help, with trunk back bent, arrival on the other foot and back
p. 69 Diff. 29G	From position on the stomachand on the chest.....		From a position on the stomach with trunk bent back to support on the chest with legs high up without help	
p. 61 §6.2.5.	 + For each additional successive illusion, maximum of 3 rotations		 + For each additional successive illusio	
p. 61 §6.2.4.	NOTE : « <i>Rotation at the horizontal axis</i> » in all directions, examples : simple illusion forward, walkovers/cartwheels in all directions, chest roll/fish-flop in all directions, rolls in all directions, etc.. ↓		<<Delendum>>	
p. 63 §6.3. Note 4	Rotation without specification means a rotation of a minimum of 360°.		<<Delendum>>	
p. 69 Diff. 30E	Pushing with the hands, rotation (360°) on the stomach, arms and legs high up		Pushing with the hands, rotation (360°) on the stomach, legs high up	
p. 69 Diff. 31D	With movement of the legs on the horizontal or vertical plane		With movement of the legs on the horizontal or vertical plane *	
p. 71 § 2.1.7.	The definitions, norms and values of Mastery are described in (...)		The technical groups and the definitions, norms and values of Mastery are described in (...):	
p. 71 §2.2.	(...) skips or hops into the rope 		(...) skips or hops into the rope 	
p. 75 §2.3.1. ROPE	- Spirales combined with : 		- Spirales combined with : 	
p. 75 §2.3.1. ROPE, HOOP				
p 76 §2.3.1. CLUBS	Base: 		Base: 	
<u>p 78 §2.3.2. and p. 79-80 tables apparatus</u>			<<delete the symbol :  >>	
<u>p 78 §2.3.2.</u>	Performed out of the visual field :		Performed outside the visual field: «<add at the end>> Handling of the apparatus outside the visual field (mastery <u>without throw</u>):	
				
			Note: for the catch of throws outside the visual field, see Appendix 1.	
<u>p 81 § 2.4.1.</u>	 0,20 throw of 2 clubs		 0,20 throw and catch of 2 clubs	

p 82 §2.4.2.	(...) (except for the specific small/medium throws of the ball and the clubs. See specific table).	(...) (except for the specific small/medium throws of the ball, the clubs and the ribbon. See special table).
p 83 §2.4.3. and 2.4.4.	 0,10 Catch with passing through the apparatus in flight  0,00 Catch with passing through the apparatus in flight	<p><< Correct the value and put the 2 criteria under MASTERY with specific catches of the ROPE and the HOOP:</p> <p>§2.4.3. :  0,20 Catch with passing through the apparatus in flight</p> <p>§2.4.4. :  0,10 Catch with passing through the apparatus in flight</p>
p 83 §2.4.3. HOOP	 0,20 Catch while passing through the apparatus in flight	 0,20 Catch while passing through the apparatus in flight
p. 91, 4.2. table and Form A (individuals)		<<add penalty of 0,20>> : Pre-acrobatic element performed without connection with the apparatus
p. 91 and Form A p. 79-80	Insufficient variety in the use of the space: directions / (...)	Insufficient variety in the use of the space: levels, directions / (...)
p. 84 §2.5.1.	 During the walkover	 during the rotation around the horizontal axis of the body
p. 104, §1.1.3. p. 106	The exercise must have at least 6 difficulties with exchange of level A or higher Note. <i>The throws and catches (...) by the Artistry Judges...</i>	The exercise must have at least 6 difficulties with exchange of level D or higher. Note. <i>The throws and catches (...) by the Difficulty D2 judges ...</i>
p. 117 §3.2.6.	<ul style="list-style-type: none"> • Dragging a gymnast over the floor for more than one or two steps 	<ul style="list-style-type: none"> • Dragging a gymnast over the floor for more than two steps
Appendix 5	Form ARTISTRY – Individuals Absence of balance between the use of all apparatus technical groups   - 0,10	Form ARTISTRY- Individuals Absence of balance between the use of all apparatus technical groups  - 0,10

Deleted: 0,20

... [1]

Annexe 6	FICHE ARTISTIQUE – Ensembles : <table border="1" data-bbox="418 254 945 310"><tr><td data-bbox="418 254 776 281">⊕</td><td data-bbox="776 254 945 281">0,20</td></tr><tr><td data-bbox="418 281 776 310">(</td><td data-bbox="776 281 945 310">- 0,30</td></tr></table>	⊕	0,20	(- 0,30	FICHE ARTISTIQUE DES EN <table border="1" data-bbox="1308 254 1624 310"><tr><td data-bbox="1308 254 1624 281">(</td></tr><tr><td data-bbox="1308 281 1624 310">(</td></tr></table>	((
⊕	0,20							
(- 0,30							
(
(
BROCHURES des Symboles		Voir toutes les corrections dan						